


## ***2207F Anti-Roll Bar Installation Instructions***



Thank you for your purchase of this Hotchkis Performance product. Your stabilizer bar set was designed with the performance and durability you've come to expect from Hotchkis Performance.

*Note: Please read the entire installation instructions before starting. Having the right tools will ensure a smooth install process.*

### ***FRONT BAR INSTALLATION***

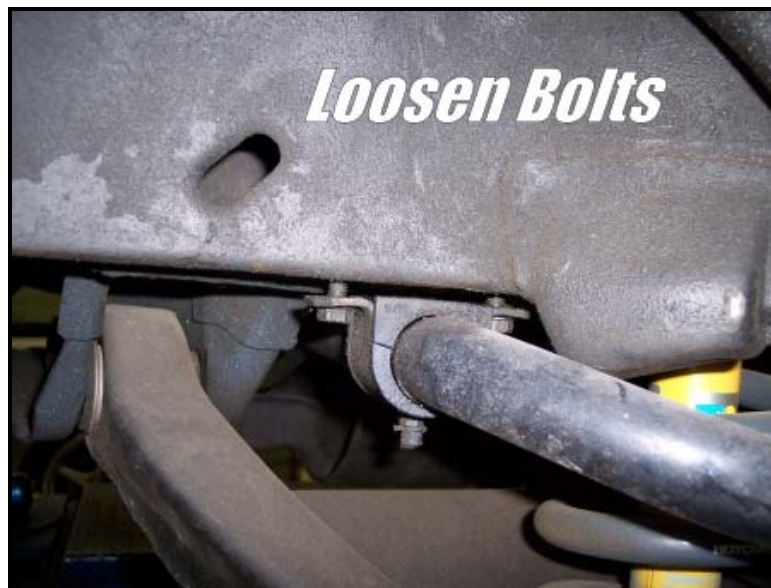
#### ***Removing Stock Anti-Roll Bar***

1F. Support the vehicle on jack stands, and remove the front wheels.




2F. Look at the current bar installation and note the position of the anti-sway bar.

3F. Loosen, but do not remove the front bushing bolts.



4F. Remove the endlinks from the sway bar and lower control arms.



5F. Completely remove the bolts from the frame. Retain these bolts for reinstallation.



6F. Turn the steering all the way to the LEFT and remove the stock bar through the DRIVER side wheel well.



Observe the following pictures for the removal procedure.






### ***Installing New Hotchkis Anti-Roll Bar***

7F. Here's the fun part. The Hotchkis bar has a larger tube diameter, so installing it may take some patience. Please follow the pictures below. They should show you a step-by-step way to install the bar.






At this point the sway bar will need a little force to get into position. Take your trusty dead blow hammer and hit the anti-roll bar end as shown in the picture below. It won't take too much to pop it into place.



Once the anti-roll bar end is above the lower control arm, you can easily slide it into position.



8F. Once the bar is in place, install the new endlinks but do not tighten them completely.



9F. Using the included white silicon grease, lube the inside of the new 1 ¼" front bushings. *NOTE: the grease can be cleaned up with WD-40*



10F. Install the bushing on the new Hotchkis bar. Make sure the split on the bushing faces the front when the bar is installed in the vehicle. Look at the placement of the original stock bushings on the stock bar for guidance.



11F. Place the greasable bracket over top the bushing and secure them with the stock bolts. You may fully tighten these bolts at this time.



12F. It is best to tighten the endlinks with the suspension at ride height. To achieve this, simply reinstall the wheels and drive the car onto some floor ramps. These can be found at your local auto store. Now, with the car at ride height and on the floor ramps you can crawl underneath the car and fully tighten the endlinks. Tighten the endlinks until the bushings are squeezed just enough that their diameter is just larger than the supporting washer.



You are now finished installing your new Hotchkis Anti-Roll  
bar.

## **Hotchkis Performance LLC Return Policy & Limited Warranty**

**Effective September 1, 2007. This return policy and limited warranty supersedes all previous policy and warranty statements. Policies and warranties are subject to change without notice. Hotchkis Performance is not responsible for printing errors.**

### **Return Policy**

We want you to be completely satisfied with your Hotchkis Performance product. In case you're not, you can exchange or return it within 30 days of the purchase date. To obtain a full refund on unused products, excluding freight, please contact our Customer Service Department at (562) 907-7757. You will be assigned a Returned Goods Authorization Number (RGA). The package you return must show the RGA on the outside of the package, include the original invoice and be shipped prepaid to our facility. The product has to be unused and in its original packaging materials and be in sellable condition. For products presenting signs of use or damage, only warranty claims will be accepted. Exchanges or refunds made after 30 days will be subject to a 20% restocking charge. If you purchased your Hotchkis Performance product from an authorized dealer, you are still covered by this return policy. All returns however, should be made to your dealer, not to Hotchkis Performance directly.

### **Limited Warranty**

Hotchkis Performance warrants its products against defects in materials and workmanship for the term of 36 months (3 years) from the date of purchase. This Warranty only applies to the original retail purchaser who retains ownership of the vehicle on which the product was originally installed. If the product is determined to be defective, Hotchkis Performance will repair, replace or refund the purchase price of the defective product at Hotchkis Performance's sole discretion, which shall fully satisfy and discharge any and all warranty claims. Any repaired or replaced product will be returned to the sender freight prepaid.

### **Exclusions from Warranty**

Items offered but not manufactured by Hotchkis Performance are warranted according to the manufacturer's terms and are not covered by this limited warranty. Hotchkis Performance shall not be responsible for any labor, removal, installation, re-installation or maintenance costs. This warranty does not cover the cosmetic finish or plating of any product or any normal wear and tear to any product. In addition, this warranty does not apply to any products that have been:

- **Improperly installed or installed by someone other than a qualified, licensed auto mechanic experienced in the installation and removal of suspension products;**
- **Improperly serviced, misused, or modified, altered or subjected to abuse, negligence, accident or collision;**
- **Installed in any vehicle that has been modified;**
- **Installed on any vehicle that has carried loads in excess of automobile manufacturer suggested weight limits; or**
- **Installed on any vehicle that has been subject to abnormal or excessive use, including rallying, racing or racing-type activities or off-road use.**

### **Limitation of Warranty**

This limited warranty is the entire and only warranty for the products and may not be modified or supplemented by any other person or company in any form. Any description of the products, by anyone, is for the sole purpose of identifying them and is not part of the basis of the bargain, and does not constitute a warranty that the products will conform to that description. The statements of any salesperson do not constitute part of this limited warranty and cannot be relied upon as a warranty.

THERE ARE NO WARRANTIES, EXPRESSED OR IMPLIED, INCLUDING ANY IMPLIED WARRANTIES OF MERCHANTABILITY OR FITNESS FOR A PARTICULAR PURPOSE, WHICH EXTEND BEYOND THE DESCRIPTION ON THE FACE HEREOF. ANY IMPLIED WARRANTIES ARE DISCLAIMED TO THE FULLEST EXTENT PERMITTED BY LAW. THIS WARRANTY DOES NOT COVER CONSEQUENTIAL DAMAGES, LOSS OF TIME OR REVENUES, INCONVENIENCE, LOSS OF USE OF THE VEHICLE, DAMAGE TO THE VEHICLE OR COMPONENTS OF THE VEHICLE, ANY OTHER TYPE OF CONSEQUENTIAL DAMAGES, OR OTHER INCIDENTAL OR INDIRECT DAMAGES. HOTCHKIS' MAXIMUM LIABILITY UNDER THIS WARRANTY SHALL IN NO EVENT EXCEED THE PURCHASE PRICE OF THE PRODUCT. Some states do not allow limitations on how long an implied warranty lasts or the exclusion or limitation of incidental or consequential damages and in such states the above limitations or exclusions may not apply. This limited warranty gives the purchaser specific legal rights and the purchaser may have other rights that may vary from state to state.

### Technical Information

Hotchkis Performance makes every effort to ensure that you are provided with the most accurate and up-to-date technical information. However, all technical information is approximate and may vary upon application. Additional suspension components may be needed in some applications, depending upon the make, model, engine and chassis of the vehicle. Hotchkis Performance is not responsible for any consequences resulting from manufacturer's technical mid-year changes. Hotchkis Performance products should only be installed by a qualified, licensed auto mechanic experienced in the installation of such products.

### Warranty Claim Procedure:

The answer to ALL the following questions should be YES before making a warranty claim:

- **Is the product appropriate to your application?**
- **Did you carefully and thoroughly read the instructions provided along with the product?**
- **Do you have the original invoice or sales receipt?**
- **Is the return date within 36 months from the purchase date?**
- **Are you the original purchaser?**
- **Was the product properly installed by a qualified, licensed auto mechanic?**
- **Has the product been installed on the original vehicle on which it was installed at all times?**
- **Is the product unmodified and clean?**
- **Is the reason for return a legitimate product defect?**

If the answer to all these questions is YES, please contact our Customer Service Department at (562) 907-7757. You will be given a Returned Goods Authorization Number (RGA) valid for 60 days. You will also be asked to ship the product prepaid to our facility. All shipments MUST be (i) prepaid, (ii) include the original invoice or sales receipt, (iii) show the RGA on the outside of the package and (iv) include your name, address, make and model of the vehicle, and a brief description of the claimed defect, including the circumstances under which the defect occurred. Warranty related inquiries should be sent to the following address:

**HOTCHKIS PERFORMANCE, LLC  
C/O CUSTOMER SERVICE  
12035 BURKE ST. SUITE 13  
SANTA FE SPRINGS, CA 90670**

Hotchkis Performance will not accept product returns without the RGA number, receipt and the information described above. C.O.D. or collect shipments will be refused. Once the returns are received at Hotchkis Performance, we will evaluate the products, verify the sales receipt, and investigate the warranty claim.